

## The method of reshaping and going back to the original shape for SMP model.


- ① Prepare the water at above 55 degree Celsius in a container.



- ② Put the model (wrist holder) into the container.



- ③ The model become softer and is possible to reshape.



- ④ The wrist holder can be reshaped and can be fitted with the wrist and the arm easily. The model is not hot.




- ⑤ The shape is fixed in a few seconds.




- ⑥ Put the reshaped model into the water, above 55 degree Celsius, again. It goes back to the original shape in a few seconds.


(1)




(2)



(3)



(4)



- ⑦ Remove the model from the water and put it on the table. It goes back to the original shape and the shape is fixed.



- ⑧ By the method, the model is possible to reshape and goes back to the original shape again and again.